

**Drouin West Primary School
1417**

**2008 Annual Report to the
School Community**



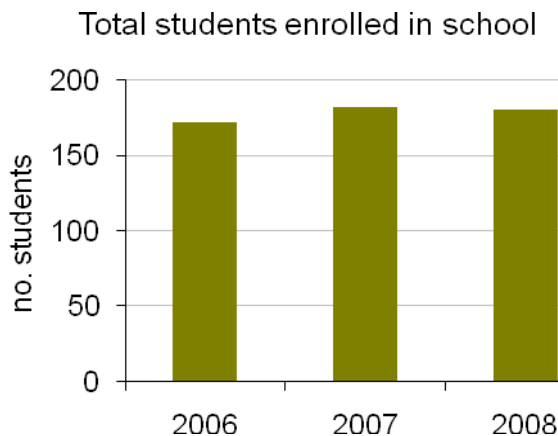
Department of Education and
Early Childhood Development

School Overview
Purpose

To provide a safe, caring and vibrant environment that enhances learning, personal growth and well being for all students in their endeavours to become effective and productive members of the global society. To create a stimulating and supportive environment for all staff and assist, inform and involve parents and the wider community.

Student enrolments

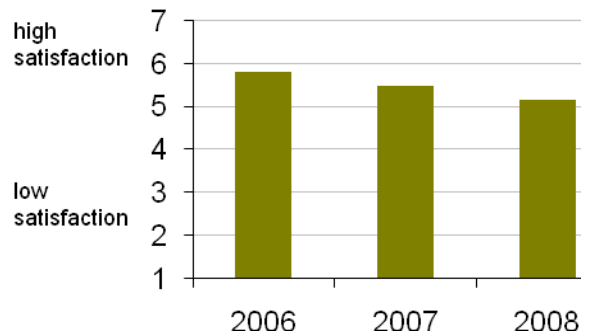
The school enrolments for 2008 remain consistent with 2007 with slightly more boys than girls. As in previous years, a number of students transferred into and left Drouin West Primary School throughout the year, in various year levels.



Parent Satisfaction

On a scale of 1 to 7, where 7 is the best possible score, parents responding to the statement, "Overall, I am satisfied with the education my child receives from their school", on average rated their satisfaction at 5.2.

Parents' satisfaction with this school
 (average score on scale of 1 to 7, where 7 is best possible score)



Teacher Satisfaction

The average score for teacher satisfaction (morale) at this school was 80.2 on a scale from 0 to 100 where 100 is the best possible score

Teacher Absence

The average number of days absent per teacher was 1.3 days (non Certified) and 5.34 (Certified days). This is below the State Median of 1.79 (non Certified) and 6.40 (Certified).

Teacher Retention

Of the 14 teaching staff at Drouin West P.S. at June 2007 (including those on leave without pay), 11 or 79% were still at the school at June 2008. This figure across all Government schools was 84%.

Teacher participation in professional learning

All teaching staff have participated in on-going professional learning throughout the year. All staff were involved in region, cluster and school based programs. One teacher was also involved in the Victorian Institute of Teaching, Induction and Mentoring for Beginning Teachers. An Individual staff member also took up opportunities in university courses in 2008.

Teacher Qualifications

All teachers in Victorian Government schools are registered with the Victorian Institute of Teaching.

Principal's Report

The 2008 school year was particularly eventful, exciting and busy for our school community.

Rural Replacement Program

At the end of term 2 the school community rallied together to pack up and move into temporary accommodation. Four classrooms, the Multi Purpose Room, Administration Building and library facilities were relocated during the holidays in very wet conditions.

The process of seeing the old school buildings demolished and the site cleared to enable the new buildings to be constructed was a challenging time for all in our school. Losing the playground area, the large undercover area as well having limited access around the school, made conditions in term 3 very difficult for all concerned.

The construction of the new buildings, the installation of a sewage treatment plant and a power upgrade will provide a modern educational facility that will further enhance the learning opportunities provided to our students, for many years into the future. Completion date is expected to be in April, 2009.

Strategic Plan 2009 - 2012

During 2008 staff, parents and School Council were involved in self evaluation and review process which enabled us to highlight our achievements and identify the priority areas for the next four years. During term four our new Strategic Plan was developed using this feedback. With a focus of continuing to improve our academic standards and student behaviour we are well placed to continue to aim for high standards.

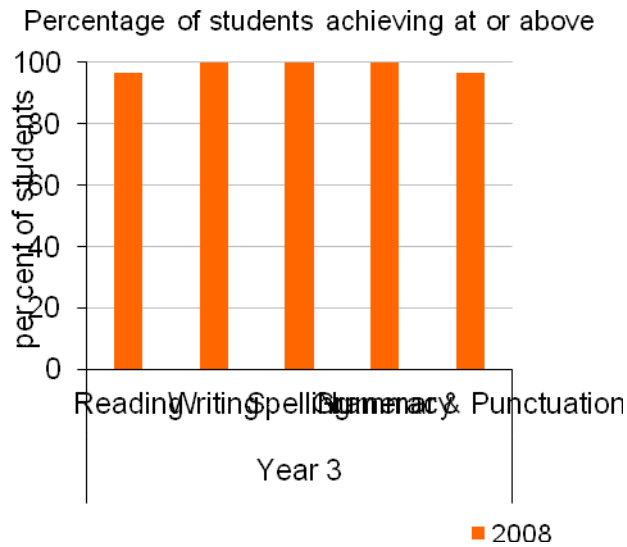
Active After School Communities

We continue to be able to offer this free program to students in our school after regular school hours. Students had the options of cricket, tennis, softball, T-ball, swimming, tae-kwon-do, Aussie rules and soccer during the year. The weather and lack of facilities have been problematic during the winter months of 2008. Thankfully this will no longer be a problem when we can use our new facilities in 2009.

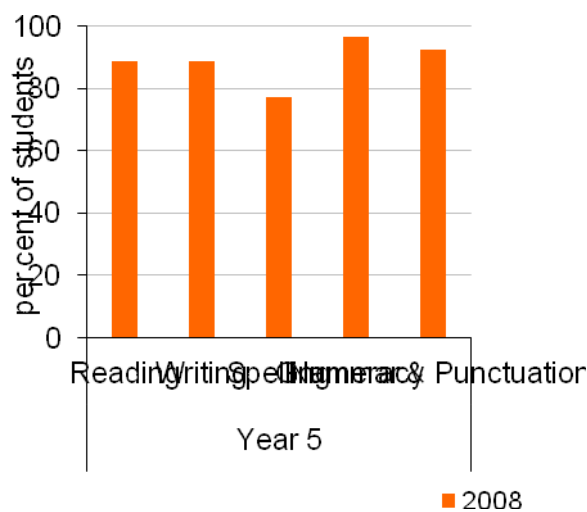
Student Progress & Achievements

Student Learning

Over ninety five percent of students in Year 3, according to their NAPLAN results, are achieving at or above the National Minimum standard in reading, writing, spelling numeracy and grammar and punctuation.



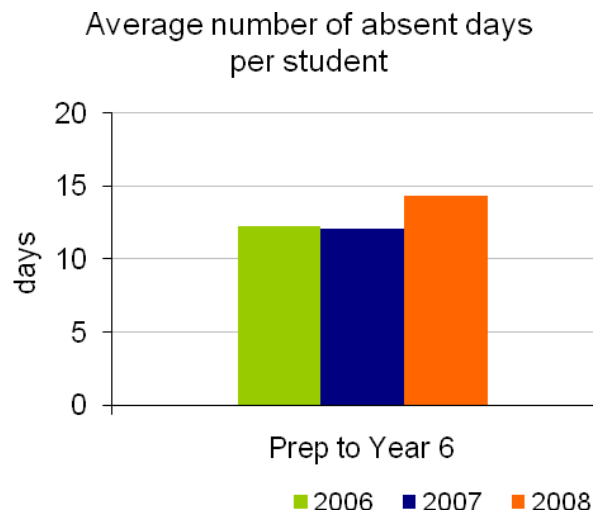
Over eighty percent of students in Year 5, according to their NAPLAN results, are achieving at or above the National Minimum standard in reading, writing, numeracy and grammar and punctuation. In spelling seventy seven percent of students are achieving at or above the National Minimum standard.



Student Engagement and Wellbeing

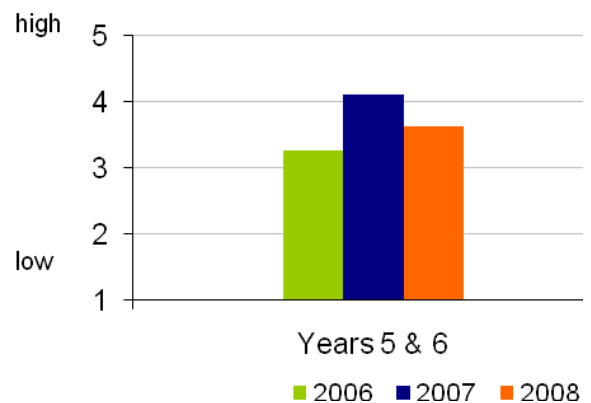
The average number of absent days per student in 2008 across the school was 14. While student absences in years one, four and five below the state-wide averages, absence rates in prep, two, three and six cohorts are above.

The school has continued to promote regular and punctual attendance throughout 2008. This is an ongoing priority for our school community as attendance is directly related to the growth in student learning.



Overall the school connectedness data from the Student Attitudes to School Survey shows a decline in 2008 results compared to 2007 results. Students in year 5 and 6 are asked to what extent they agree with each of five statements ("I feel good about being a student at this school", "I like school this year", "I am happy to be at this school", "I feel I belong at this school" and "I look forward to going to this school") on a scale where 1-strongly disagree and 5-strongly agree.

Student connectedness to school
(average score on scale of 1 to 5, where 5 is best possible score)



Future Directions

The year ahead will present new and exciting challenges for the Drouin West Primary School Community. Stage one of the master plan is almost complete with the expectation we will be able to relocate into the new facilities during the school holidays, ready for term 2. We will finally have the facilities to provide enriching educational opportunities for our students across all curriculum areas.

The staff look forward to working closely in partnership with parents throughout 2009 to ensure all students achieve their potential.

The next priority for the school community is to be included in the Federal Government's Building the Education Revolution National School Pride Program, so we have the resources to develop the grounds including the front entrance to the school and the playground. Should we be successful to be involved in the second program "Primary Schools for the 21st Century" it is hoped that we can build stage two of the school's master plan.

The school has applied and been selected to be part of a number of programs at both Regional and Statewide levels. Teachers will be involved in Learning to Lead Effective Schools and the School Wide Positive Behaviour Support for Engagement and Learning.

We also will continue our involvement in the Gippsland Literacy Improvement Strategy in 2009. This will involve ongoing data collection and intensive professional learning for all teachers across the school as we continue to develop our knowledge and skills in the explicit teaching of reading and writing in all classrooms.

Our senior students will be involved in the Scope Young Ambassadors program after successfully receiving a grant through the School Focused Youth Service in term 2. This program aims to provide community education, understanding and awareness of people with disabilities to promote more welcoming and tolerant communities.

Financial Performance and Position

Financial Performance – Operating Statement Summary for the year ending 31st December, 2008	
Revenue	2008 Actual
DE&T Grants	172,371
Commonwealth Government Grants	28,667
State Government Grants	90,096
Other	41,393
Locally Raised Funds	105,288
Total Operating Revenue	437,815
Expenditure	
Salaries and Allowances	40,872
Bank Charges	2,584
Consumables	17,040
Books and Publications	0
Communication Costs	6,338
Furniture and Equipment	16,515
Utilities	7,872
Property Services	184,566
Travel and Subsistence	0
Motor Vehicle Expenses	0
Administration	2,448
Health and Personal Development	528
Professional Development	5,421
Trading and Fundraising	19,255
Support/Service	8,405
Miscellaneous	33,521
Total Operating Expenditure	345,365
Net Operating Surplus/- Deficit	92,450
Capital Expenditure	15,700
Please note that the above amounts do not include any credit revenue or expenditure allocated or spent by the school through its Student Resource Package	

Financial Position as at 31st December, 2008	
Funds Available	2008 Actual
High Yield Investment Account	406,982.40
Official Account	2,616.30
Prime Investment Account	37,022.57
Total Funds Available	446,621.27
Financial Commitments	2008 Actual
School Operating Reserve	30,410.14
Assets or Equipment Replacement < 12 months	20,100
Revenue Received in Advance	1,536
Building/Grounds including SMS < 12 months	234,159.13
Region /Clusters Funds/School Based Programs < 12 months	62,393
Repayable to DEECD	30,000
Other Recurrent Expenditure (Accounts Payable)	10,000
Assets or Equipment Replacement > 12 months	21,000
Building/Grounds including SMS > 12 months	37,023
Total Financial Commitments	416,211.13

School Contact Information

Address:	535 Main Neerim Road, Drouin
Principal:	Kerry Ware
School Council President:	Alec Zurrer
Telephone:	56 251 971
Email:	drouin.west.ps@edumail.vic.gov.au
Web site:	www.drouinwest.vic.edu.au

This report contains summary data extracted from the School Level Report. If you would like to access the School Level Report, please contact Kerry Ware.